



THE
QUEEN TRIBUTE
ITALIAN RHAPSODY

Scheda Tecnica
Info, Channel List,
Stage SetUp

TECHNICAL DATA	
General	Pag 2
Inputs List / Monitors	Pag 3
Equipment	Pag 4
Stage Setup	Pag 6
Technical Requirements	Pag 6
Splitter & Microphones	Pag 7

General

1. Camerino / Backstage

E' richiesta una stanza chiusa a chiave o custodita, dotata di luce e riscaldata, per 5 persone. Necessari specchio, acqua calda e toilet. Gradita doccia. L'accesso deve essere riservato esclusivamente ai componenti della band e relativi addetti. **Esibizioni estive: Necessario camerino / gazebo adiacente o sul palco per cambio costumi dotato di specchio di adeguate dimensioni e tappeto per appoggiare i vestiti.**

*A locked or guarded room, lighted and heated, for 5 people is required. Need mirror, hot water and toilet. Pleasant shower. Access must be reserved exclusively for band members and their employees. **Summer performances: Necessary dressing room / gazebo adjacent or on stage for changing costumes equipped, with a mirror of adequate size and a carpet to support the clothes.***

2. Palco / Stage

Il palco deve essere costituito da una superficie piana, contigua e ben stabile. Sulla front-line non dovranno transitare cavi di nessun genere per permettere adeguata mobilità. 10 bottigliette acqua naturale o gasata. **Esibizioni estive: Gradita pedana per batteria min. 3x2x0,4 m**, copertura palco all'aperto, fondale / quinte.

*The stage must consist of a flat, contiguous and very stable surface. No cables of any kind must transit on the front line to allow adequate mobility. 10 bottles of natural or sparkling water. **Summer performances: Pleasant drum foot-board min. 3x2x0.4 m, outdoor stage cover, backdrop / wings.***

3. Cena / Dinner

Per 5 persone. / For 5 people.

4. Pernottamento / Overnight

Per esibizioni oltre 300 km da Biella necessario pernottare in locale consono, il più vicino possibile alla location.

For performances over 300 km from Biella, it is necessary to stay in a suitable room, as close as possible to the location.

5. Registrazioni audio video / Audio video recordings

E' possibile registrare audio e video solo previo accordo con la band. La pubblicazione di detto materiale deve essere concordata con la band.

It is possible to record audio and video only after agreement with the band. The publication of this material must be agreed with the band.

6. Gruppi spalla / Support Bands

Se saranno presenti gruppi di supporto avvisare anticipatamente il referente del gruppo. Per motivi logistici la band non mette a disposizione nessun tipo di strumentazione.

If support groups are present, notify the group contact person in advance. For logistical reasons the band does not provide any type of equipment.

7. Band & Contatti / Band & Contacts

Nome / Name	Strumento / Instrument	Tel / Phone	E-Mail
Alessandro Barbi (Ale)	Keyboard & Voice		
Andrea Caneparo (Andy)	Guitar		
Edoardo Baù (Edo)	Lead Vocal	+39.340.4860143	
Gianluca Centola (Gian)	Drums		
Massimiliano Miotto (Max)	Bass & Voice (Technical Support)	+39.338.6289165	luuud@tiscali.it

8. Approfondimenti / Insights

Italia

La band si esibisce utilizzando il proprio sistema di ascolto sul palco. A parte la batteria (**microfonata con aste e cavi a parte dal fonico**), vengono forniti i canali separati relativi a tutti gli altri strumenti, reperibili nel retro del rack che viene alloggiato sul palco. **Tutti i canali provenienti dal sistema della band sono bilanciati in quanto provengono da un mixer** (Presonus StudioLive RML32AI 32Ch in / 16 Ch out)

Abroad

*The band travels with some devices **OWN**. If we are unable to travel with our IEM, given the presence of two constant click traces for each song, it is necessary for singer, bass, guitar, keyboards and drums player listening through IE Monitor. If possible, Shure or Sennheiser IE Monitors are highly appreciated.*

Inputs List / Monitors - **ITALIA**, **ABROAD**

CH	INSTRUMENT	ITALIA Mic / Split	ABROAD Mic / DI
01	Kick	MICROFONAZIONE SERVICE	MIC SERVICE
02	Snare	MICROFONAZIONE SERVICE	MIC SERVICE
03	Hi-hat	MICROFONAZIONE SERVICE	MIC SERVICE
04	Tom 1	MICROFONAZIONE SERVICE	MIC SERVICE
05	Tom 2	MICROFONAZIONE SERVICE	MIC SERVICE
06	Floor Tom 1	MICROFONAZIONE SERVICE	MIC SERVICE
07	Floor Tom 2	MICROFONAZIONE SERVICE	MIC SERVICE
08	Pan 1	MICROFONAZIONE SERVICE	MIC SERVICE
09	Pan 2	MICROFONAZIONE SERVICE	MIC SERVICE
10	Bass	SPLITTER (BALANCED PAGE 7)	DI BOX SERVICE
11	Guitar L	SPLITTER (BALANCED PAGE 7)	DI BOX SERVICE
12	Guitar R	SPLITTER (BALANCED PAGE 7)	DI BOX SERVICE
13	Keyboard L	SPLITTER (BALANCED PAGE 7)	DI BOX SERVICE
14	Keyboard R	SPLITTER (BALANCED PAGE 7)	DI BOX SERVICE
15	Base L	SPLITTER (BALANCED PAGE 7)	DI BOX SERV. (FROM Tascam US-16x08)
16	Base R	SPLITTER (BALANCED PAGE 7)	DI BOX SERV. (FROM Tascam US-16x08)
17	Vox 1 (Edo)	SPLITTER (BALANCED PAGE 7)	OWN
18	Vox 2 (Ale)	SPLITTER (BALANCED PAGE 7)	MIC SERVICE
19	Vox 3 (Max)	SPLITTER (BALANCED PAGE 7)	MIC SERVICE
20	Vox 4 (Andy)	SPLITTER (BALANCED PAGE 7)	MIC SERVICE
21	Vox 5 (Gian)	SPLITTER (BALANCED PAGE 7)	MIC SERVICE
JUST FOR ABROAD			
22	Click		DI BOX SERV. (FROM Tascam US-16x08)
23	Click Singer		DI BOX SERV. (FROM Tascam US-16x08)

N°	PLAYER	INSTRUMENT	TYPE FOR ITALY & ABROAD
01	Ale	Keyboard & Voice	IEM OWN
02	Andy	Guitar (Acoustic & Electric)	IEM OWN
03	Edo	Lead Vocal	IEM OWN
04	Gian	Drum	IEM OWN
05	Max	Bass & Voice	IEM OWN

Equipment

Lead Vocal

Type

1	Shure GLXD-RE24/Beta87A Wireless Microphone System OWN
1	Half Microphone Stand like Freddie Mercury OWN
2	IEM OWN

Drums

Type

Size

Pearl / Tama / Sonor	Kick	22"
	Snare	14" X 5,5"/6"
	Tom-Tom	12"
	Tom-Tom	13"
	Floor Tom-Tom	14"
	Floor Tom-Tom	16"
Zildjian A-Custom	Hi-Hat	14"
	Crash	16"
	Crash	18"
	Crash	18"
	Ride	20"/22"
	China	18"
1	Drum Stool	
1	Single Drum Pedal	
n	Hardware	
n	Drum Microphones (see Page 2)	
1	Shure SM58 + Microphone Stand	
1	IEM OWN	

Bass

Type

- | | |
|---|---|
| 1 | Fender 4-String Precision Bass |
| 1 | Palmer Pocket Amp Bass Preamp/DI Box OWN |
| 1 | Bass Wireless System OWN |
| 1 | Shure SM58 + Microphone Stand |
| 1 | IEM OWN |

Guitar

Type



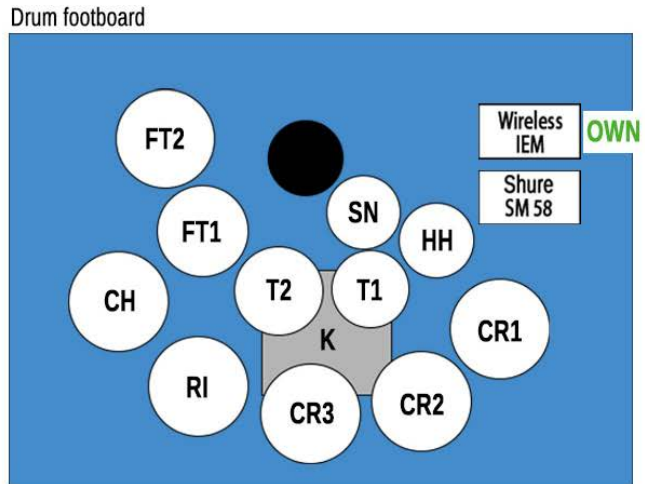
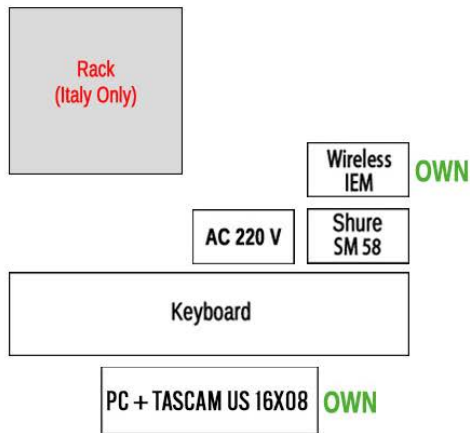
- | | |
|---|--|
| 1 | Fender 6-String Stratocaster / Ibanez 6-String w FloydRose |
| 1 | Zoom G5n Multi-effects Processor OWN + 2x DI Box |
| 1 | Guitar Wireless System OWN |
| 1 | Shure SM58 + Microphone Stand |
| 1 | IEM OWN |

Keyboard

Type

- | | |
|---|---|
| 1 | Master Keyboard 88 keys (Studiologic SL88 / M-Audio Keystation 88) OR Kurzweil PC3K8 OR Korg M3 exp 88 + 2 DI Box |
| 1 | Keyboard Stand for 2 Keyboards (Millenium KS-3000 B or similar) |
| 1 | Shure SM58 + Microphone Stand |
| 1 | IEM OWN |
| 1 | PC OWN + 4 DI Box |

Stage Setup



Technical Requirements

1. Mixer:

Mixer 32/8/2 Digitale o Analogico, 8 Aux.
Digital or Analog 32/8/2 Mixer, 8 Aux.

2. Side rack:

Delay, Reverb, Gate, Compressor.

3. Monitoring (Just for abroad):

Richiesta minima: 5 IEM Wireless (Shure or Sennheiser).
Minimum request: 5 IEM Wireless (Shure or Sennheiser).

4. Mic:

Vedere Inputs List (Pag 3).
See Inputs List (Pag 3).

Splitter & Microphones

